

© 1-View to Hrabal's cottage



HRABALOVO CENTRUM V KERSKU

Středočeský kraj



Polabské muzeum



FACULTY OF CIVIL
ENGINEERING
CTU IN PRAGUE




STUDENT: *ELITSA RABINA*

ATELIÉR: Hlaváček, Linhartová, Zdobinský, Boříková

ŠKOLA: Technical University Munich

PŘEDMĚT: K129 International design studio 2

ROK: Letní semestr 2021/22



© 2-View to the study building



© 3-View from the sleeping area





HRABALOVO CENTRUM V KERSKU

Středočeský kraj



Polabské muzeum



FACULTY OF CIVIL
ENGINEERING
CTU IN PRAGUE



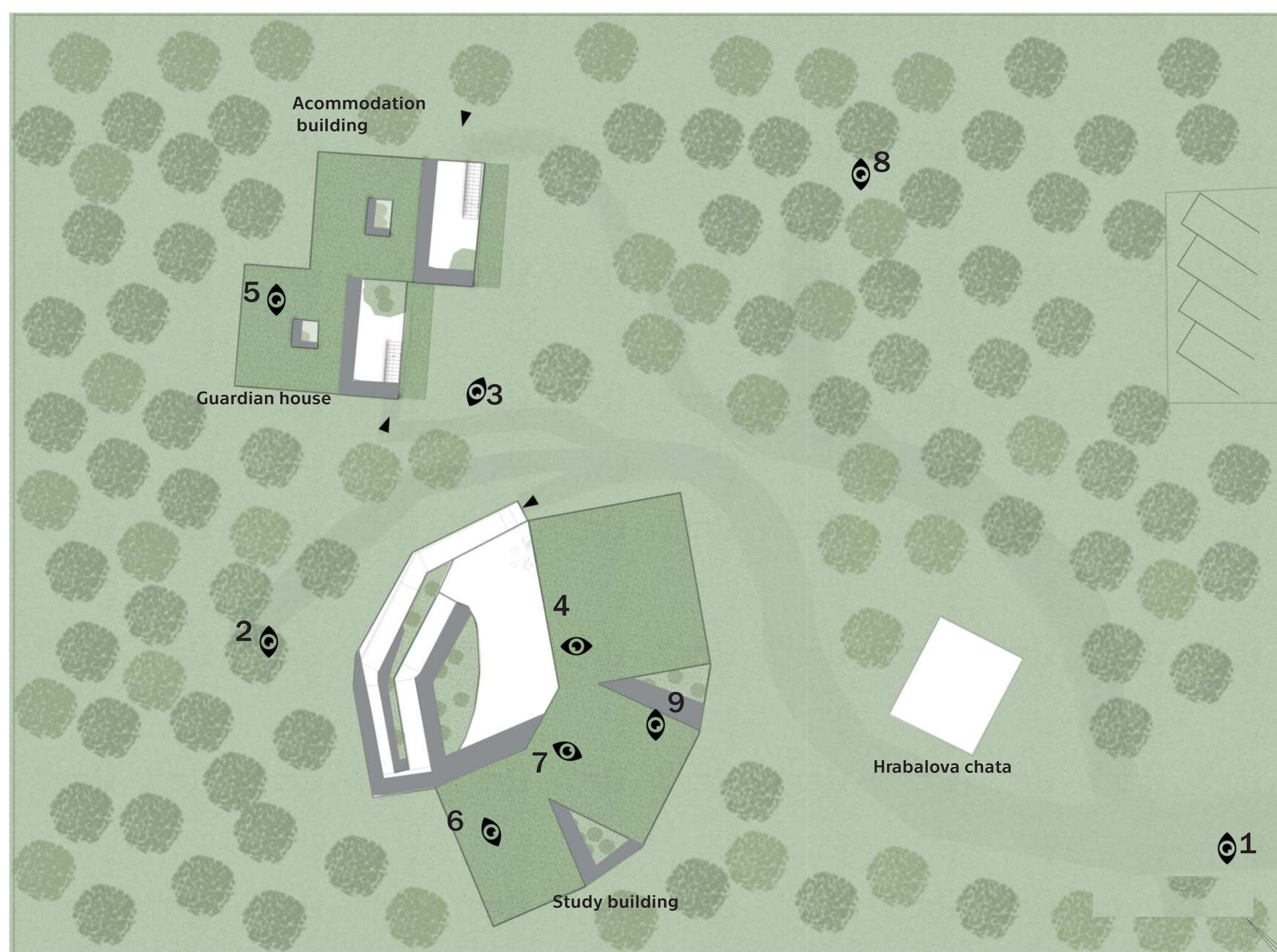

STUDENT: *ELITSA RABINA*

ATELIÉR: Hlaváček, Linhartová, Zdobinský, Boříková

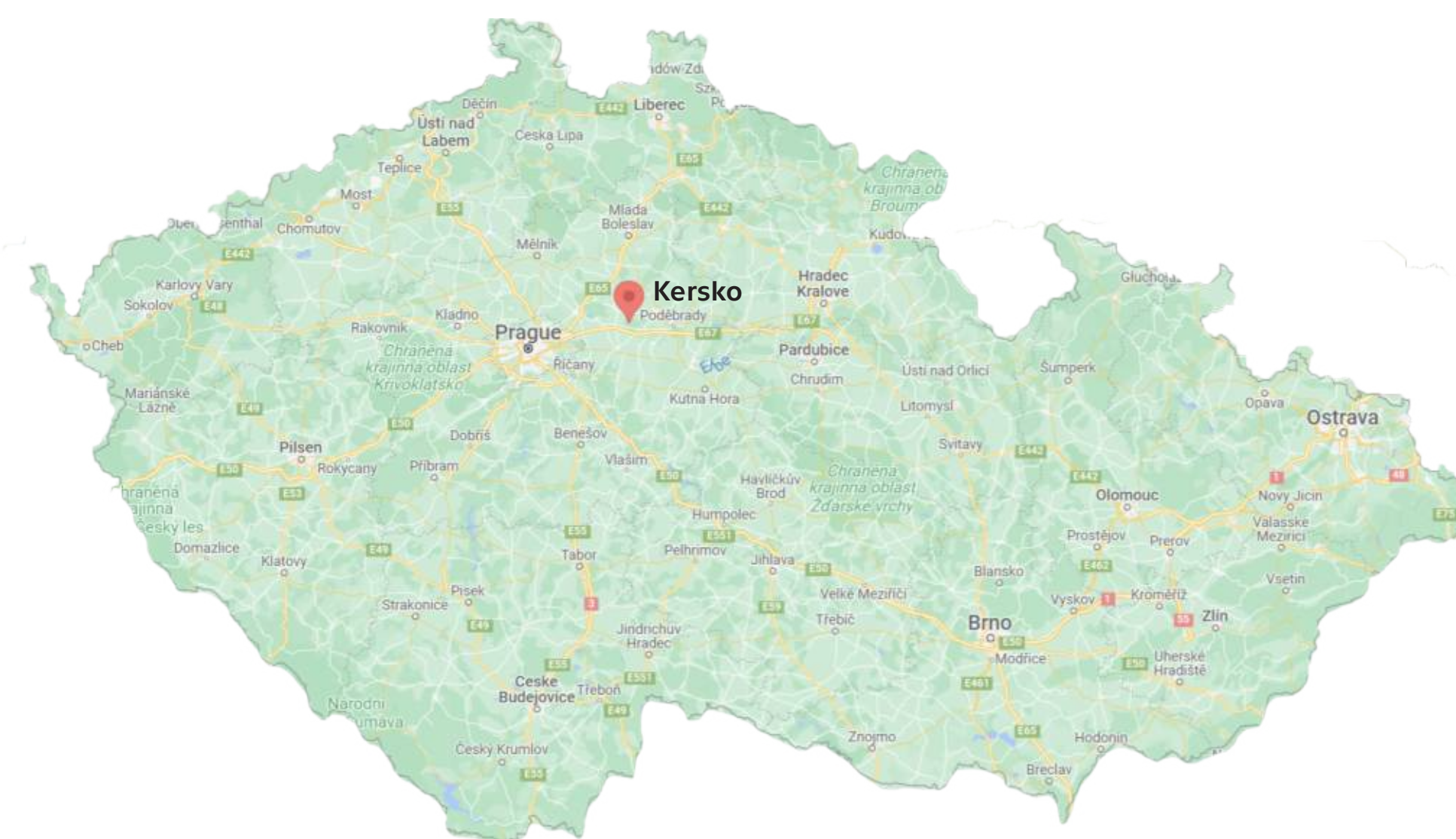
ŠKOLA: Technical University Munich

PŘEDMĚT: K129 International design studio 2

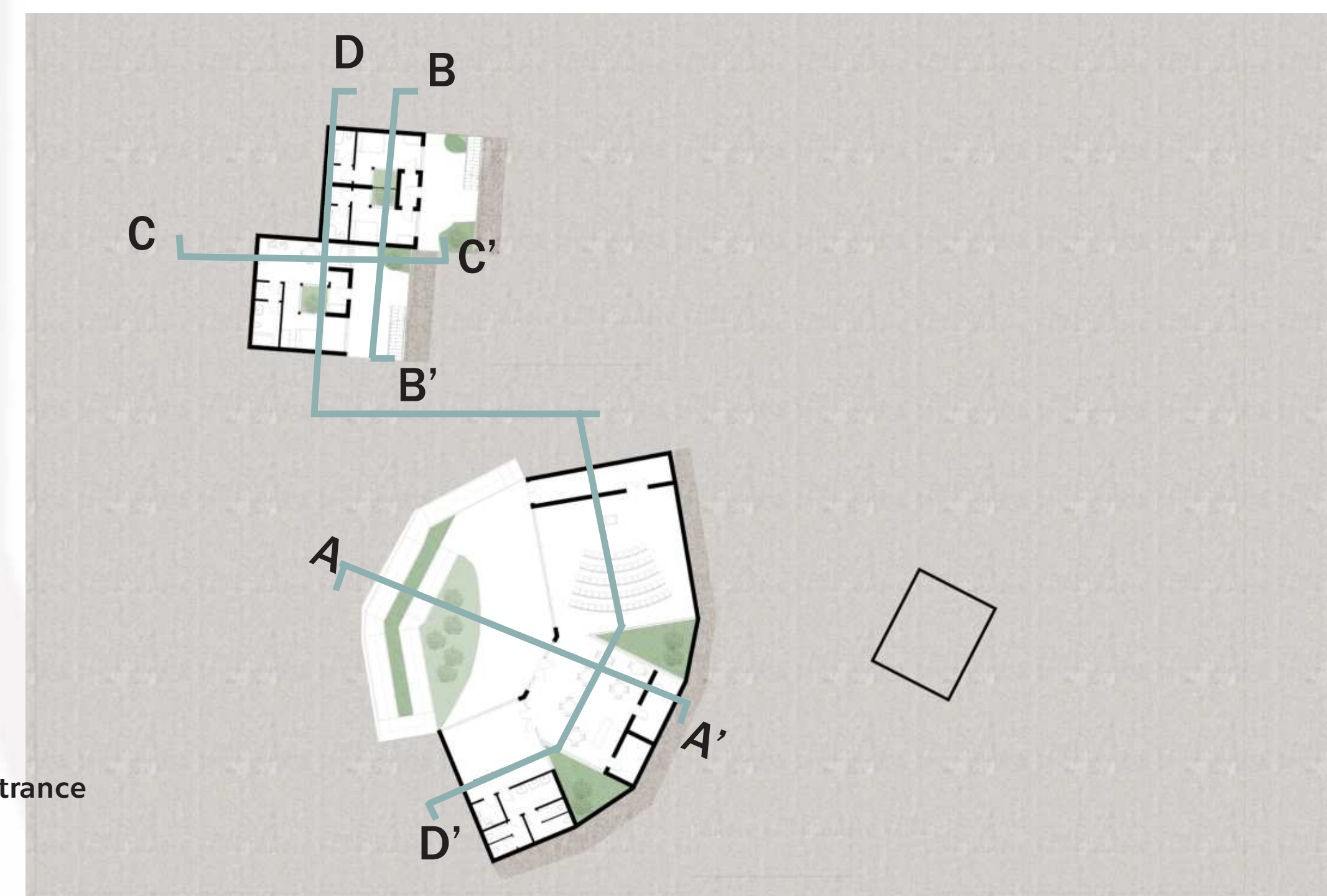
ROK: Letní semestr 2021/22



Site plan with main viewpoints M1:200



Situation



Section lines



Section AA'- Study building M1:100



Section BB'- Acommodation M1:100



Section CC'- Guardian house M1:100



Section DD'-Acommodation, Guardian house, Study building M1:100



HRABALOVO CENTRUM V KERSKU

Středočeský kraj



Polabské muzeum



FACULTY OF CIVIL
ENGINEERING
CTU IN PRAGUE



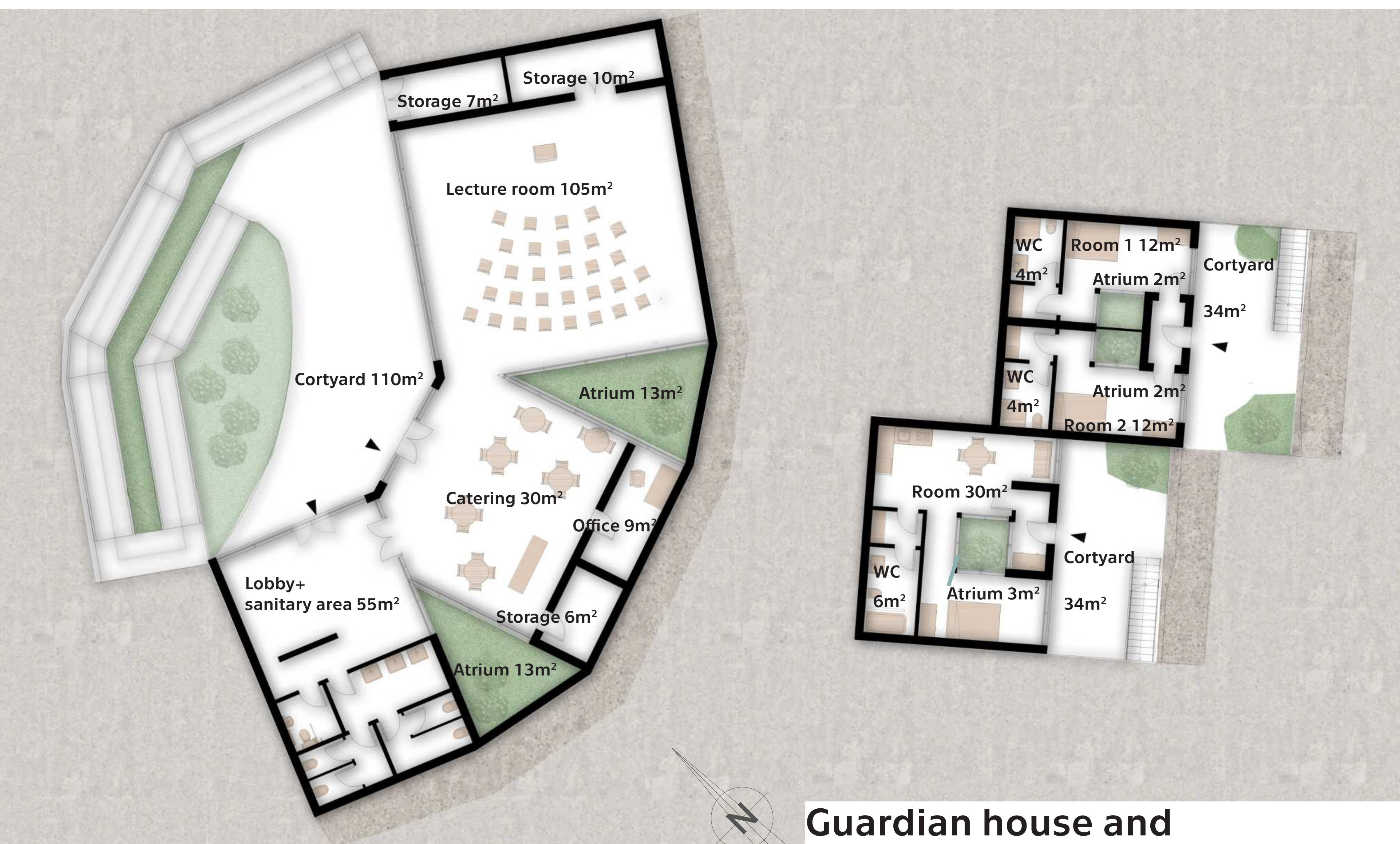

STUDENT: *ELITSA RABINA*

ATELIÉR: Hlaváček, Linhartová, Zdobinský, Boříková

ŠKOLA: Technical University Munich

PŘEDMĚT: K129 International design studio 2

ROK: Letní semestr 2021/22



Study building M1:100

Guardian house and
Acommodation building M1:100

This project presents the idea of a new structure in addition to the Bohumil Hrabal's cottage. The new buildings will serve as a space for new functions. At the same time, they do not take attention away from the main building on the plot - the cabin. To preserve the site in its current state the new structure is planned to be built underground. The new functions are separated into two main parts – study area and sleeping area.

The study area has three parts - lobby, catering, and lecture. They can either intersect and create a big open area or be separated and used for their respective functions at the same time. For example, if not needed the catering area and the lecture room can be completely closed and not available for the public while the lobby with the needed sanitary facilities remain accessible. In case the space is used as one big open area, it can be extended outdoors by a glass facade. Important part of the study building are its atriums. They serve simultaneously as light yards and as a visual connection between the three parts of the building. The new structure is built with the idea it should be used by everyone, including visitors with disabilities and everyone who might need assistance with accessing the building. For this purpose, a ramp is included in the building plan.


The second building contains the sleeping areas. It is separated into two main intersecting volumes. The first one includes a guardian house with a whole apartment and the second - two simple accommodations. Those accommodations will allow the visitors to stay for a night or two on the Hrabals site. In the accommodation areas there are also atriums, similarly to the ones included in the study area, which will enlighten the underground rooms.




6-View from the lobby



7-View from the catering area



8-View to the garden space




9-View from the atrium



HRABALOVO CENTRUM V KERSKU

Středočeský kraj



Polabské muzeum



FACULTY OF CIVIL
ENGINEERING
CTU IN PRAGUE


STUDENT: ALEXANDRA KOTRŠÁLOVÁ

ATELIÉR: Hlaváček, Linhartová, Zdobinský, Boříková

ŠKOLA: FSv ČVUT v Praze

PŘEDMĚT: K129 International design studio 2

ROK: Letní semestr 2021/22





HRABALOVO CENTRUM V KERSKU

Středočeský kraj



Polabské muzeum



FACULTY OF CIVIL
ENGINEERING
CTU IN PRAGUE

STUDENT: ALEXANDRA KOTRŠÁLOVÁ

ATELIÉR: Hlaváček, Linhartová, Zdobinský, Boříková

ŠKOLA: FSv ČVUT v Praze

PŘEDMĚT: K129 International design studio 2

ROK: Letní semestr 2021/22

ÚMÍSTĚNÍ NA MAPĚ ČR

SITUACE ŠIRŠÍCH VZTAHŮ 1:750

ZÁKLADNÍ INFORMACE

Hlavní myšlenkou tohoto projektu bylo, zajištění prostor pro naučné přednášky a studium věnované Bohumilu Hrabalovi. Jelikož se hrabalova chata a její prostory obnovují do původního stavu, jako byla za dob života českého prozai-ka, bylo nutné, aby projekt nově navrhované budovy nijak nezastí- nil, či nepotlačil, význam a vzezření samotné chaty. Z tohoto důvodu jsem se rozhodla, vybudovat prostory centra v podzemí tak, aby


otevřené části byly směrem pryč z pozemku, přičemž jsem využila lehkého kopečka na konci parcely pro snížení výkopové jámy. Objekt se skládá z hlavní části s konfe- renčním sálem a cateringem, dále z jedné vedlejší části s kanceláří a prostory pro správce objektu a druhé vedlejší části určené pro pří- padné přespání či ubytování.


FOTO STÁVAJÍCÍHO STAVU

SITUACE 1:200



HRABALOVO CENTRUM V KERSKU

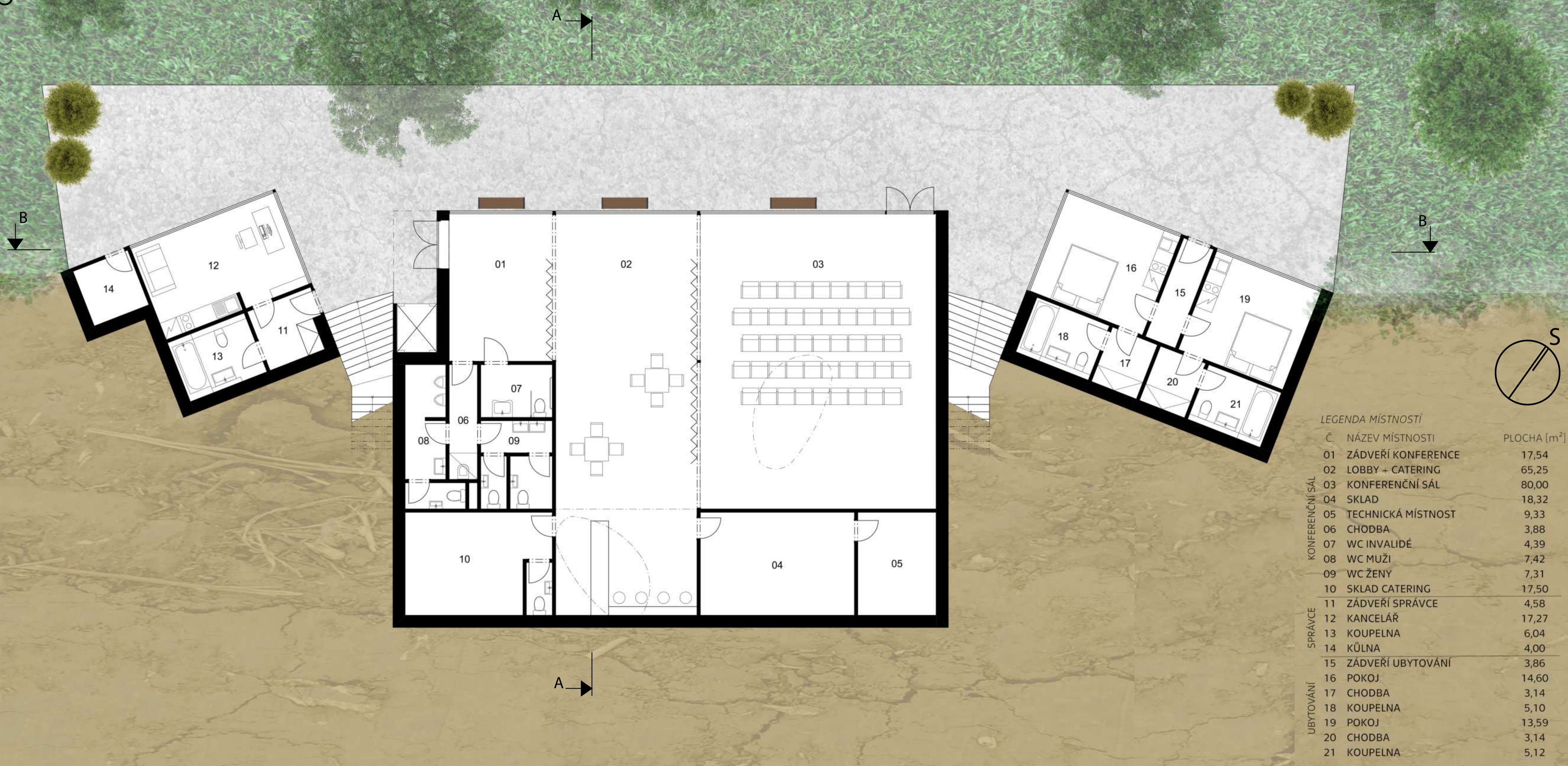
Středočeský kraj  Polabské muzeum



STUDENT: *ALEXANDRA KOTRŠÁLOVÁ*
ATELIÉR: Hlaváček, Linhartová, Zdobinský, Boříková
ŠKOLA: FSv ČVUT v Praze
PŘEDMĚT: K129 International design studio 2
ROK: Letní semestr 2021/22



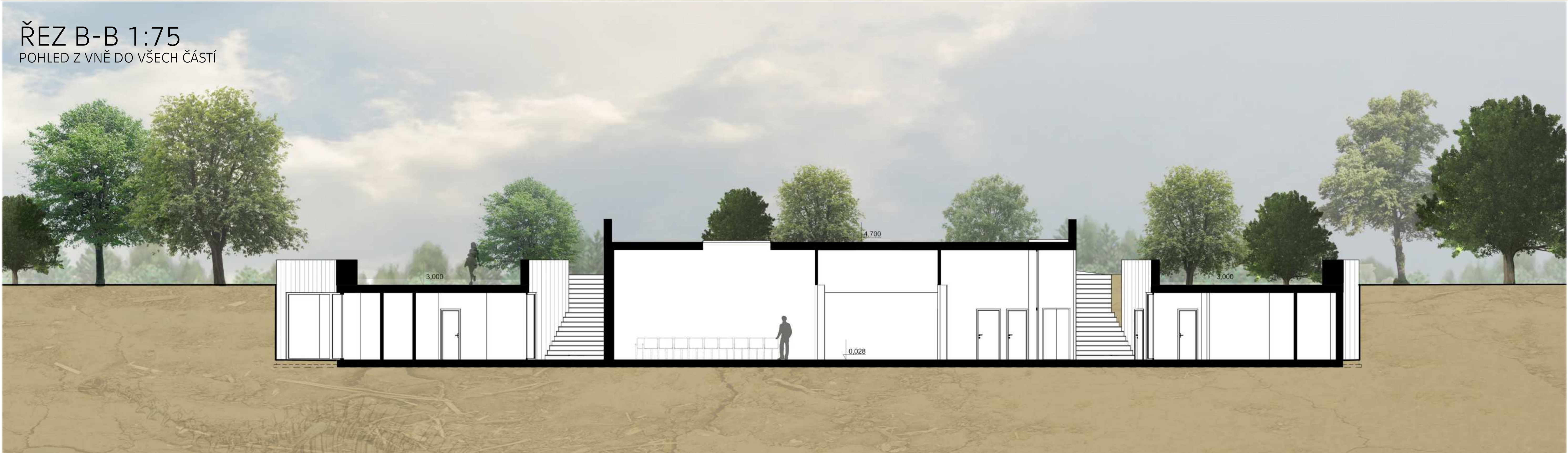
PŮDORYS 1:75




ŘEZ A-A 1:75
POHLED Z LOBBY DO KONFERENCE SÁLU



ŘEZ B-B 1:75
POHLED Z VNĚ DO VŠECH ČÁSTÍ





HRABALOVO CENTRUM V KERSKU

Středočeský kraj



Polabské muzeum



FACULTY OF CIVIL
ENGINEERING
CTU IN PRAGUE



UNIVERSIDAD
DE GRANADA

STUDENT: VICTOR LUNA PIÑAR


ATELIÉR: Hlaváček, Linhartová, Zdobinský, Boříková

ŠKOLA: FSv ČVUT v Praze

PŘEDMĚT: K129 International Design Studio 1

ROK: Letní semestr 2021/22





HRABALOVO CENTRUM V KERSKU



Polabské muzeum



FACULTY OF CIVIL
ENGINEERING
CTU IN PRAGUE



UNIVERSIDAD
DE GRANADA

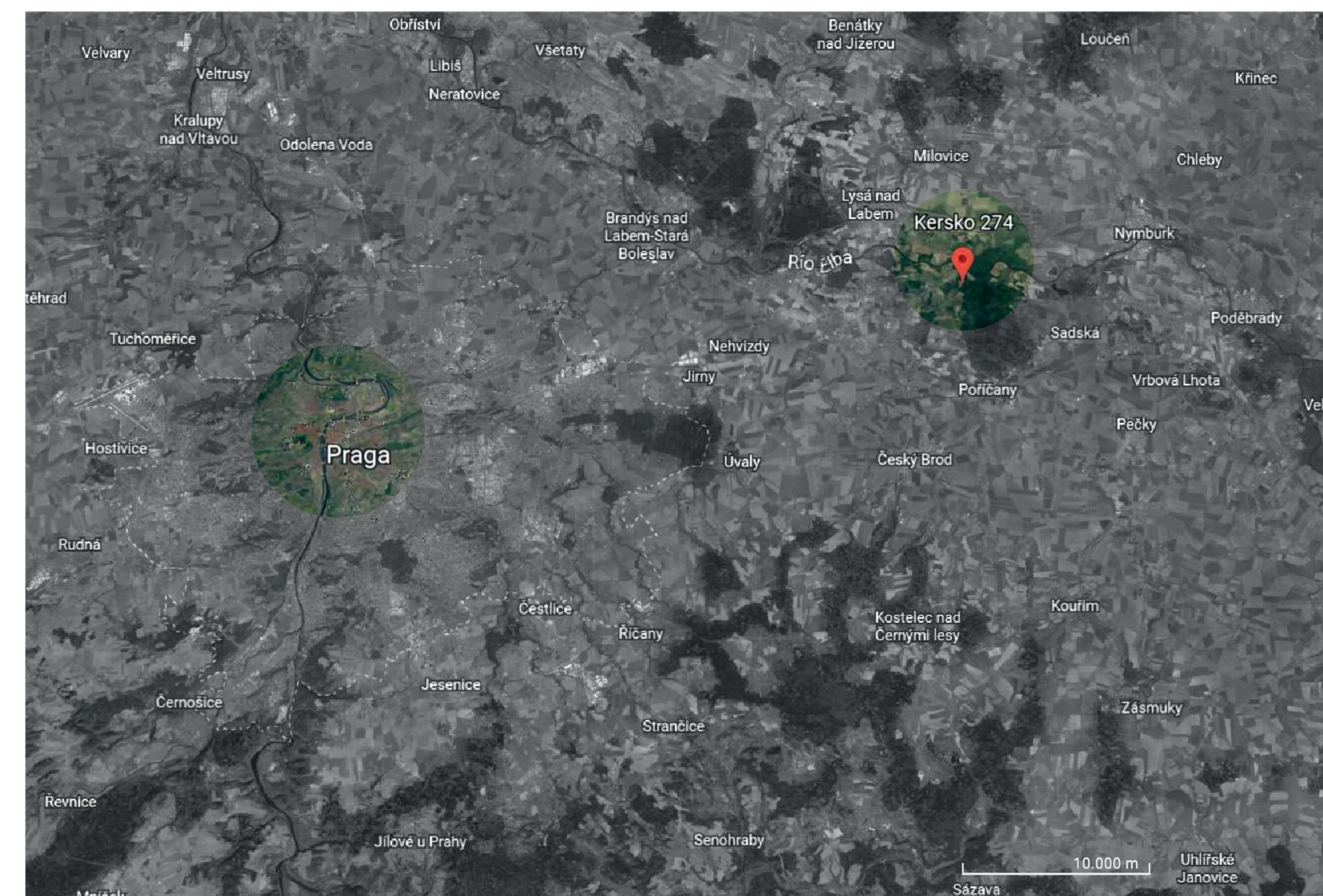
STUDENT: VICTOR LUNA PIÑAR

ATELIÉR: Hlaváček, Linhartová, Zdobinský, Boříková

ŠKOLA: FSv ČVUT v Praze

PŘEDMĚT: K129 International Design Studio 1

ROK: Letní semestr 2021/22



Kersko 274, Hradištko, Czech Republic

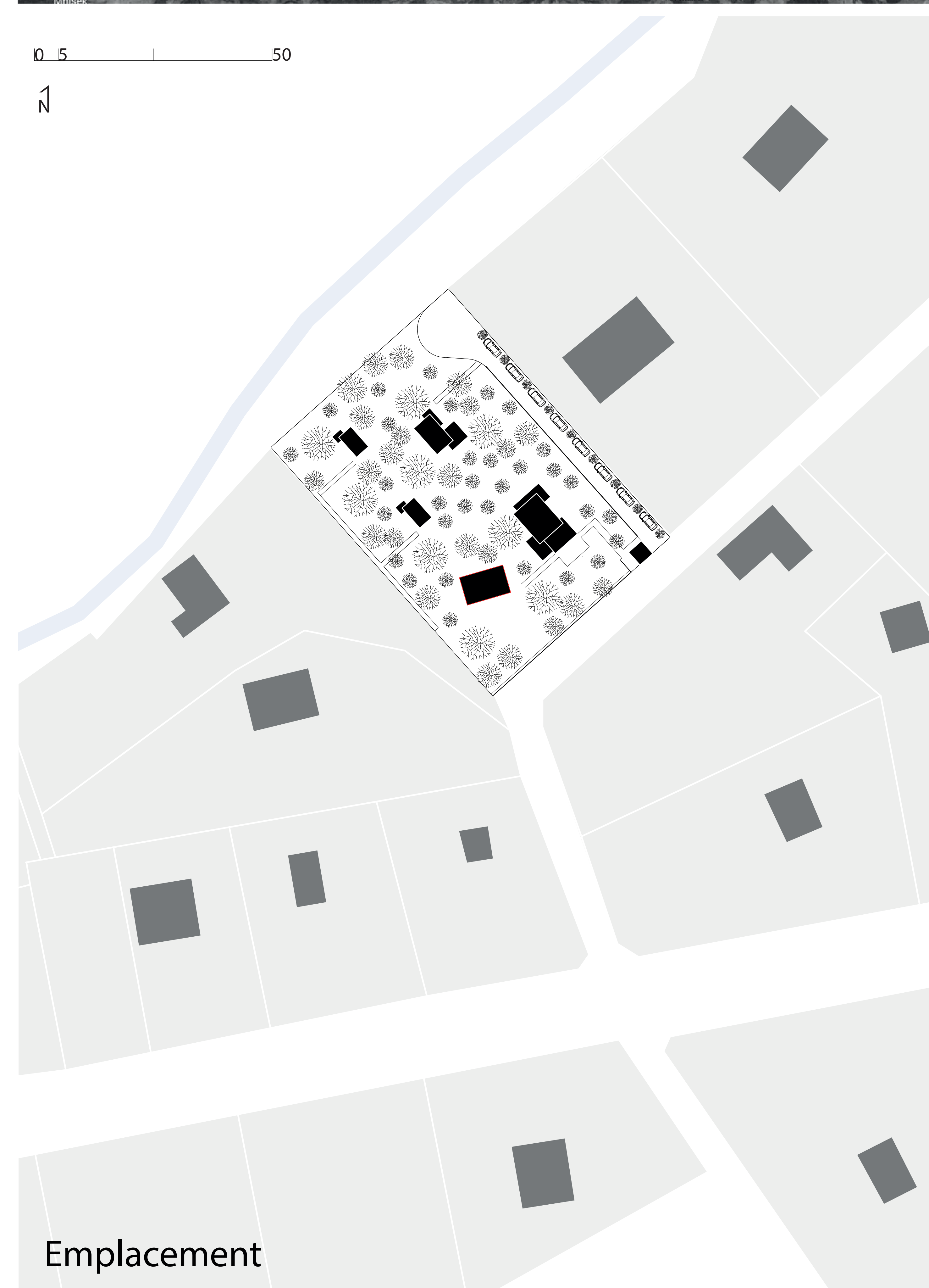
3496 m2 (Parcel)

128 m2 (Building)


Muzeum - House - two Dormitory - Shop

SPREADING THE MESSAGE: CABIN IN THE WOODS

The cabin in the woods, desired by every child.
A mysterious space in which you don't know what's inside, but from inside you can see everything outside.
A space that, at the same time as pleasant and functional, gives sensations of connection with nature.
This is the cabin in the woods.



Emplacement



Plan



HRBALOVO CENTRUM V KERSKU

Středočeský kraj



Polabské muzeum




FACULTY OF CIVIL
ENGINEERING
CTU IN PRAGUE




UNIVERSIDAD
DE GRANADA


STUDENT: VICTOR LUNA PIÑAR
ATELIÉR: Hlaváček, Linhartová, Zdobinský, Boříková
ŠKOLA: FSv ČVUT v Praze
PŘEDMĚT: K129 International Design Studio 1
ROK: Letní semestr 2021/22



Conference Hall South-West view



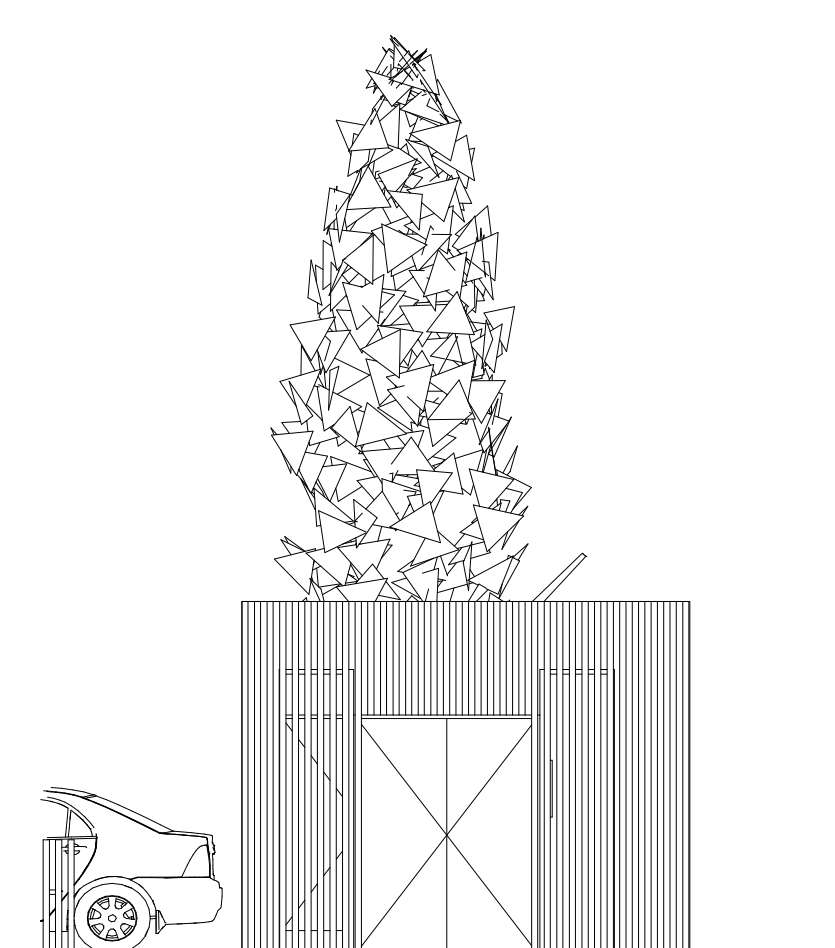
Conference Hall South-West section




Dormitory
North-East view



House
South-West view



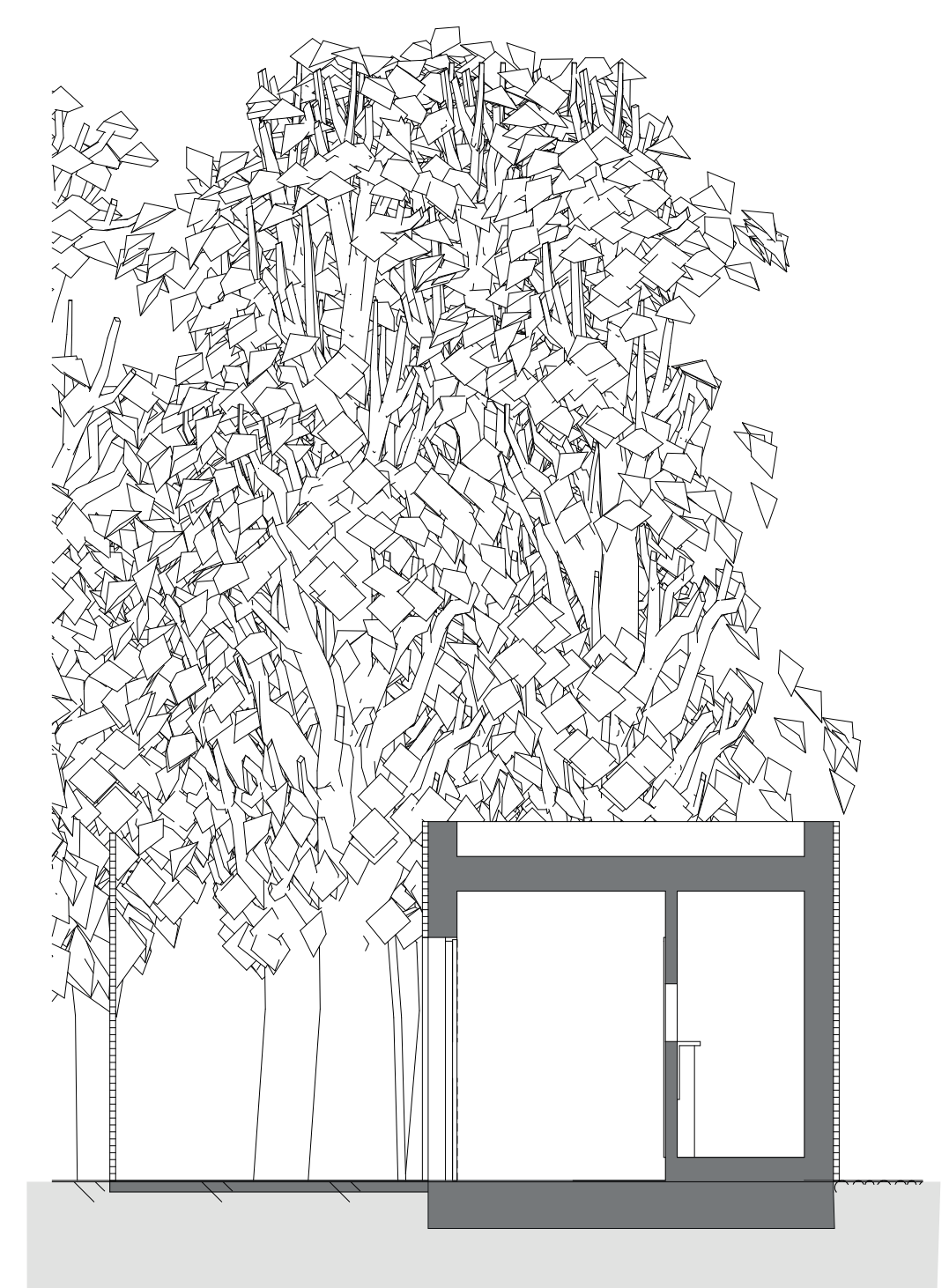
Shop
North-East view



Dormitory
North-East section



House
South-West section




Shop
North-West section




From stairs of conference center


HRABALOVO CENTRUM V KERSKU




Středočeský kraj



Polabské muzeum



FACULTY OF CIVIL
ENGINEERING
CTU IN PRAGUE



École Nationale
Supérieure
d'Architecture et de
Paysage de Lille


STUDENT: *CHLOE MASSELOT*

ATELIÉR: Hlaváček, Linhartová, Zdobinský, Boříková

ŠKOLA: FSV ČVUT v Praze

PŘEDMĚT: K129 International design studio 2

ROK: Letní semestr 2021/22





Bird view




From ramp of conference center




Entrance of conference center

HRABALOVO CENTRUM V KERSKU


Středočeský kraj



Polabské muzeum



FACULTY OF CIVIL
ENGINEERING
CTU IN PRAGUE



École Nationale
Supérieure
d'Architecture et de
Paysage de Lille


STUDENT: CHLOE MASSELOT

ATELIÉR: Hlaváček, Linhartová, Zdobinský, Boříková

ŠKOLA: FSv ČVUT v Praze

PŘEDMĚT: K129 International design studio 2

ROK: Letní semestr 2021/22



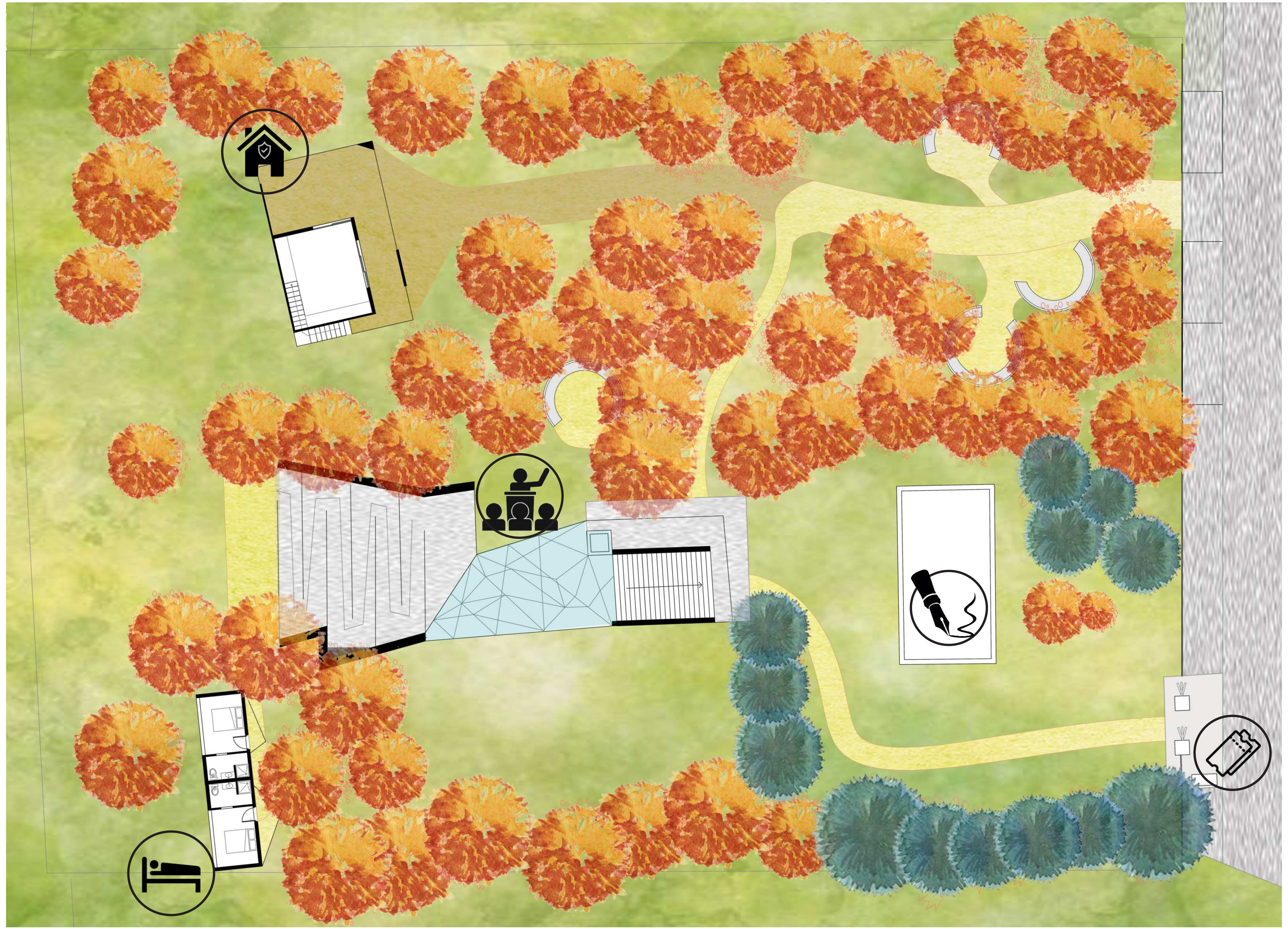
Master plan

The entrance with the tickets is located at the southern corner of the plot. A way that goes on the side of the Hrabral cottage takes visitors to the conference center.

The conference center is located underground. Only the glass roof of the lobby can be seen from ground level. From the side that is the closest to the cottage, you can go down by stairs or by the elevator located next to it. At the bottom of the stairs, the lobby separates the conference center (on the left) from the café (on the right). Continuing along the lobby of the conference center you arrive outside where you can go up by a ramp.


At the top, the visitor can go for a walk in the park or follow the path that leads to the accommodation. These consist of a large bedroom with a large bed and a bathroom.

Finally, the guardian house is located in the northern corner of the field. The house is raised from one floor to be able to have a workshop on the ground floor. The guardian can access from a secondary driveway starting from the street and which passes through the wood. This secondary alley has a bench where visitors can rest.

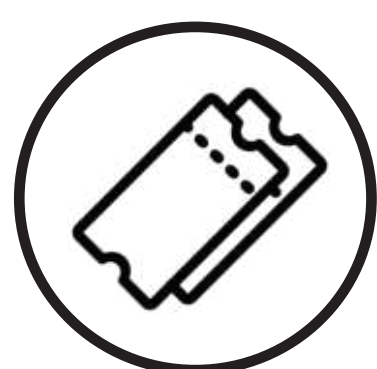


1 : 100

0 2 4 6 8 10 m



Hrabral cotage



Tickets place



Conference center



Accommodation



Guardian House



In the lobby of conference center

HRABALOVO CENTRUM V KERSKU

STUDENT: *CHLOE MASSELOT*

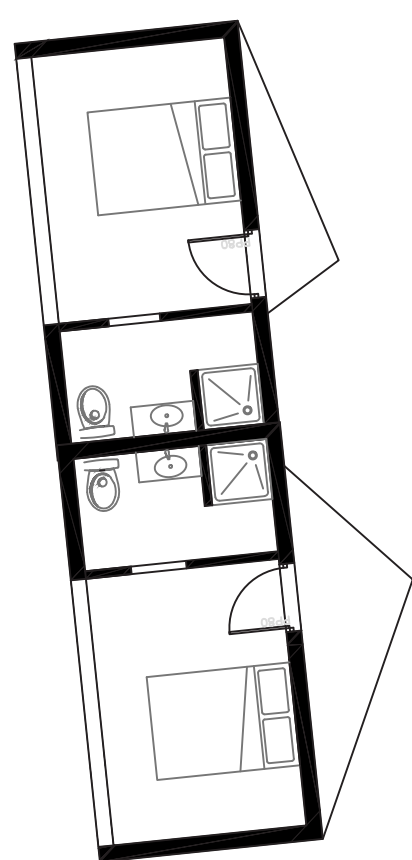
ATELIÉR: Hlaváček, Linhartová, Zdobinský, Boříková

ŠKOLA: FSv ČVUT v Praze

PŘEDMĚT: K129 International design studio 2

ROK: Letní semestr 2021/22

Accommodation



Guardian House



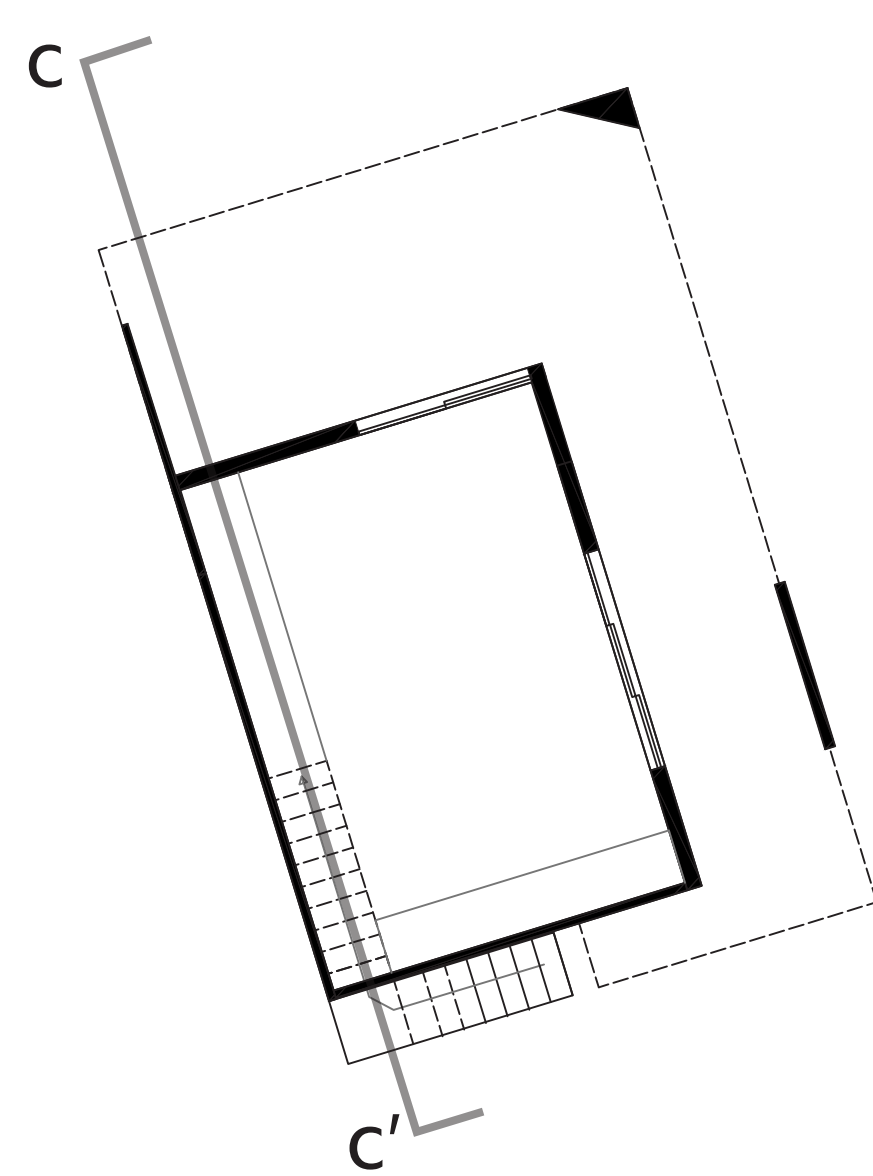
house
workshop

Conference Center

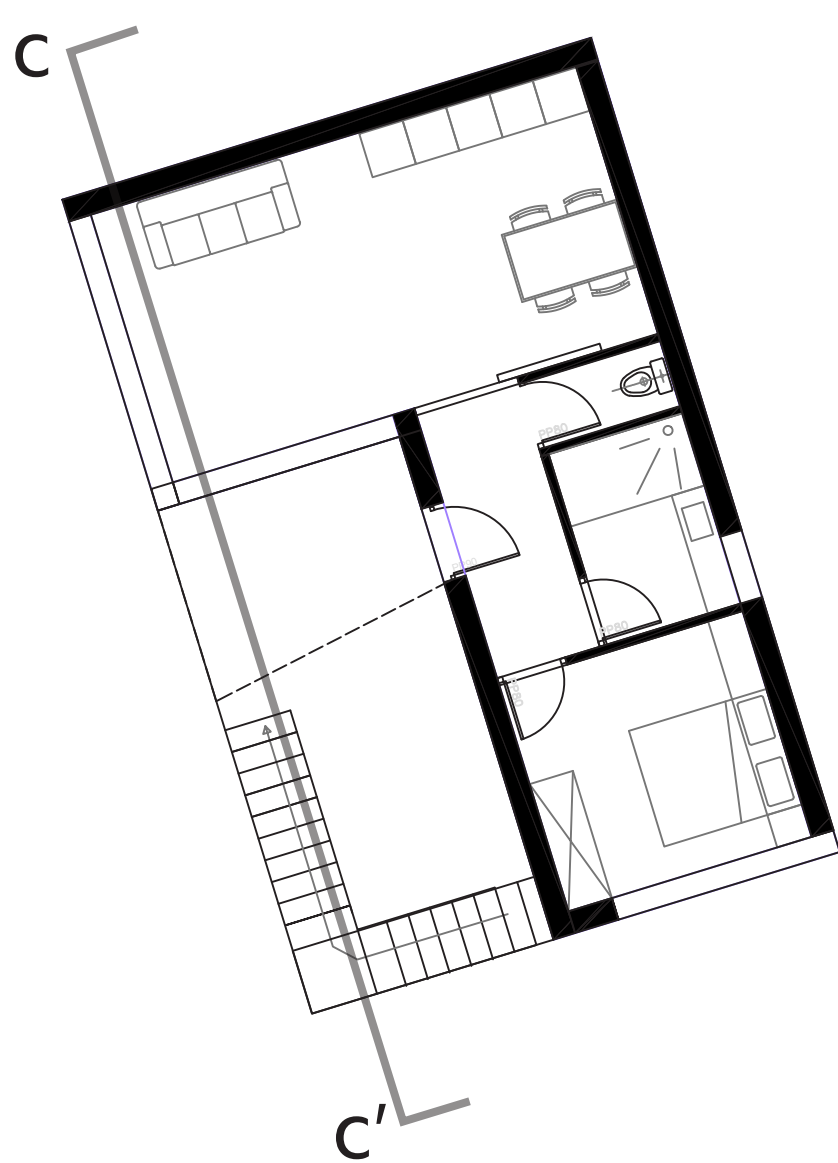


SECTION AA'

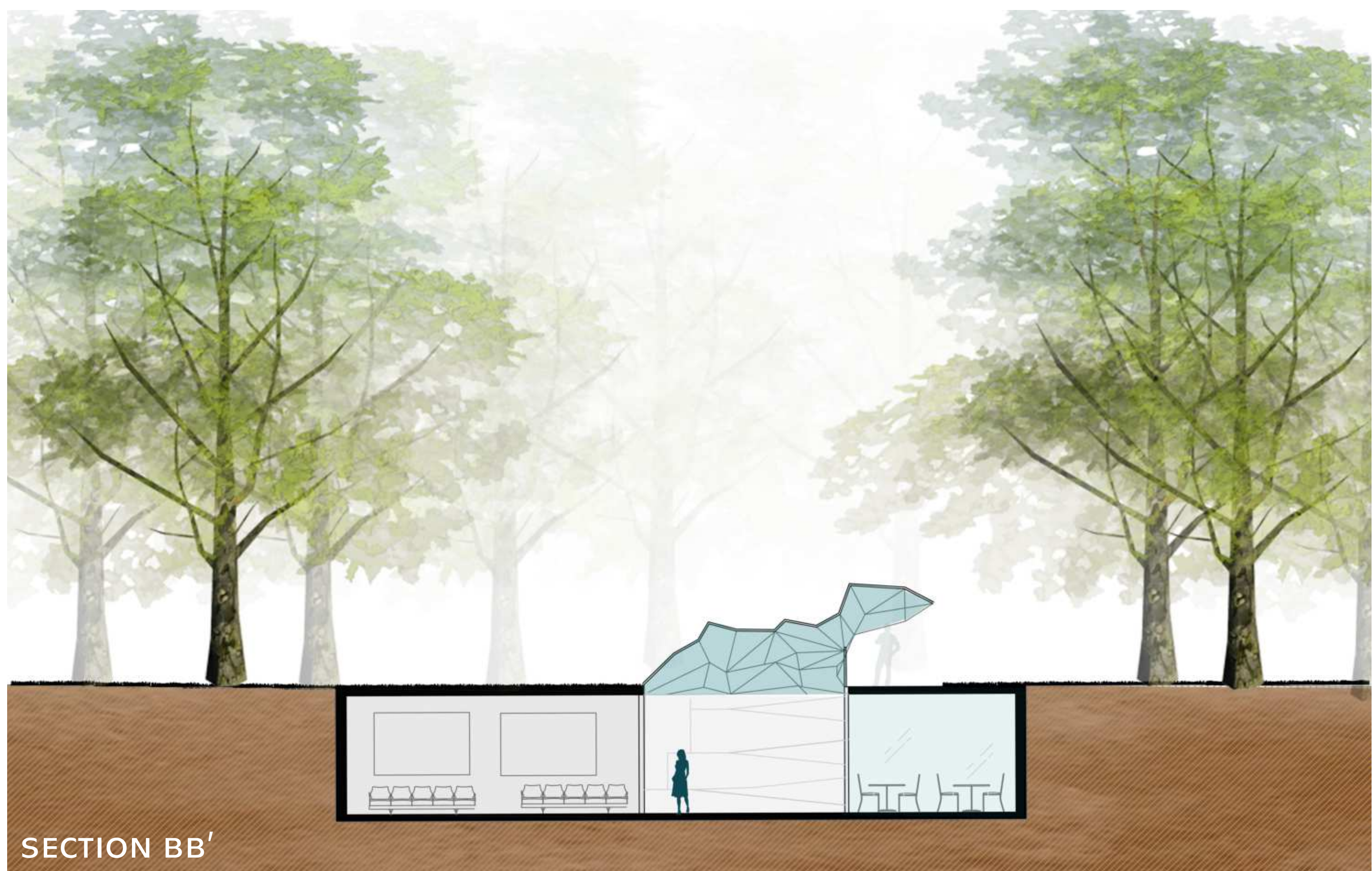
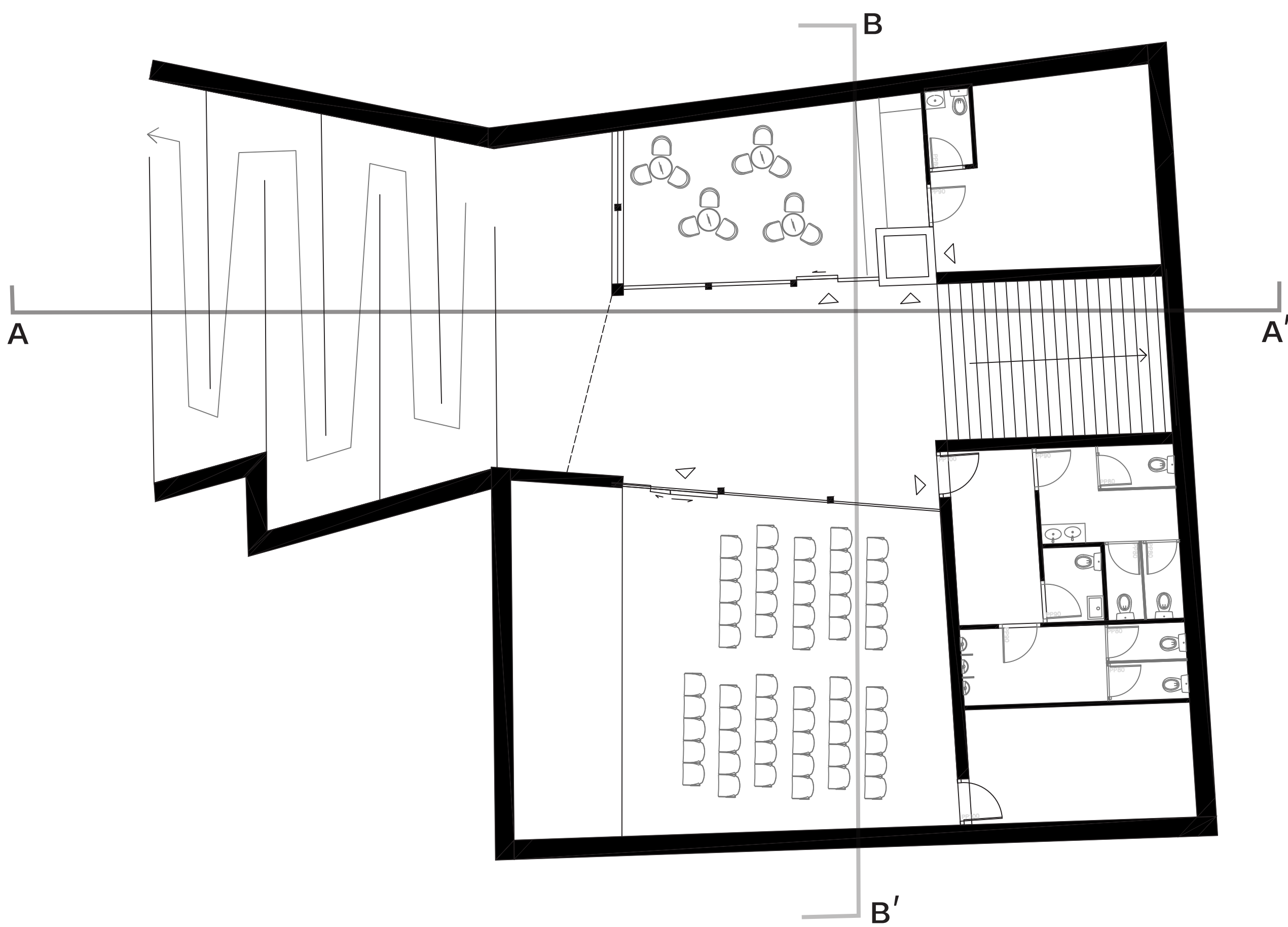
ramp lobby stairs



ground floor



1st floor



SECTION BB'

conference room lobby café



HRABALOVO CENTRUM V KERSKU

Středočeský kraj

Polabské muzeum

FACULTY OF CIVIL
ENGINEERING
CTU IN PRAGUE

École Nationale
Supérieure
d'Architecture et de
Paysage de Lille

STUDENT: *RAPHAEL PILTE*
ATELIÉR: Hlaváček, Linhartová, Zdobinský, Boříková
ŠKOLA: FSv ČVUT v Praze
PŘEDMĚT: K129 International design studio 2
ROK: Letní semestr 2021/22



EXTERIOR THEATRE



CAFE AT THE ENTRANCE OF
THE CONFERENCE ROOM

MÍSTO STVOŘENÉ PRO HLUBŠÍ
POCHOPENÍ BOHUMILA HRABALA



GUARDIAN HOUSE

HRABALOVO CENTRUM V KERSKU



STUDENT: *RAPHAEL PILTE*
 ATELIÉR: Hlaváček, Linhartová, Zdobinský, Boříková
 ŠKOLA: FSv ČVUT v Praze
 PŘEDMĚT: K129 International design studio 2
 ROK: Letní semestr 2021/22



The Idea behind Hrabal Centrum

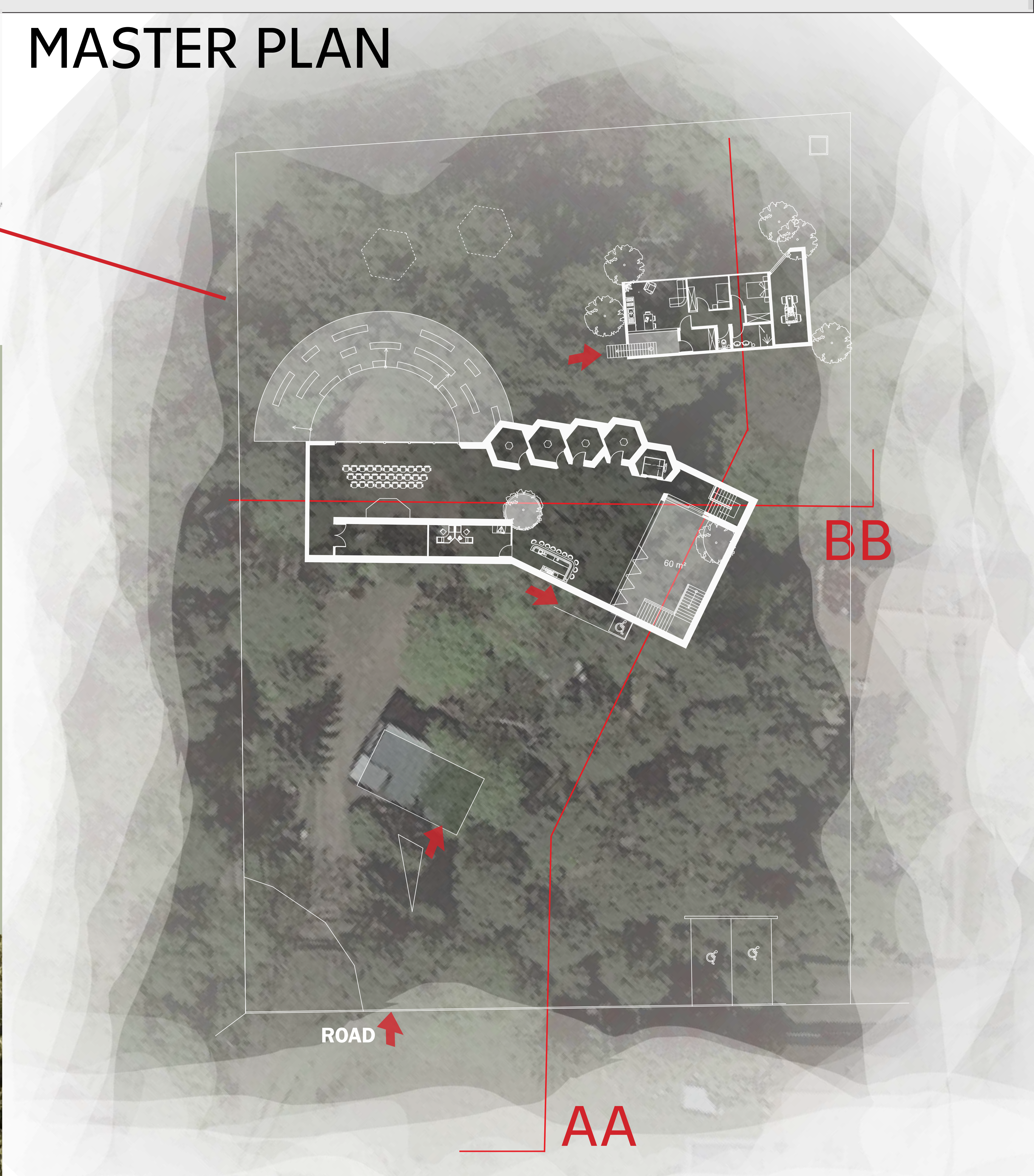
The goal of the project was to create a space on Hrabal's cottages plot, with four separate places to study Hrabal's work, be able to stay over night and to include comodities for a gardian.

The idea was to try and keep as much of the plot possible in its original form, so then came the idea of making everything underground or partially underground. The central building, houses the conference room, study rooms the main ooffice a storage room, a cafe and toilets on the inferior level. The conference room also opens up to a natural amphitheatre to allow lectures to be given outside. A bit futher on the plot but still underground is the guardians house. Then for the full experience, have been added «Tree Nests» wich allow you to sleep in the trees with all the confort needed.



BIRDSEYE VIEW

MASTER PLAN




AA



TREE NEST

HRABALOVO CENTRUM V KERSKU

Středočeský kraj



Polabské muzeum



FACULTY OF CIVIL
ENGINEERING
CTU IN PRAGUE



École Nationale
Supérieure
d'Architecture et de
Paysage de Lille

STUDENT: *RAPHAEL PILTE*
ATELIÉR: Hlaváček, Linhartova, Zdobinský, Boříková

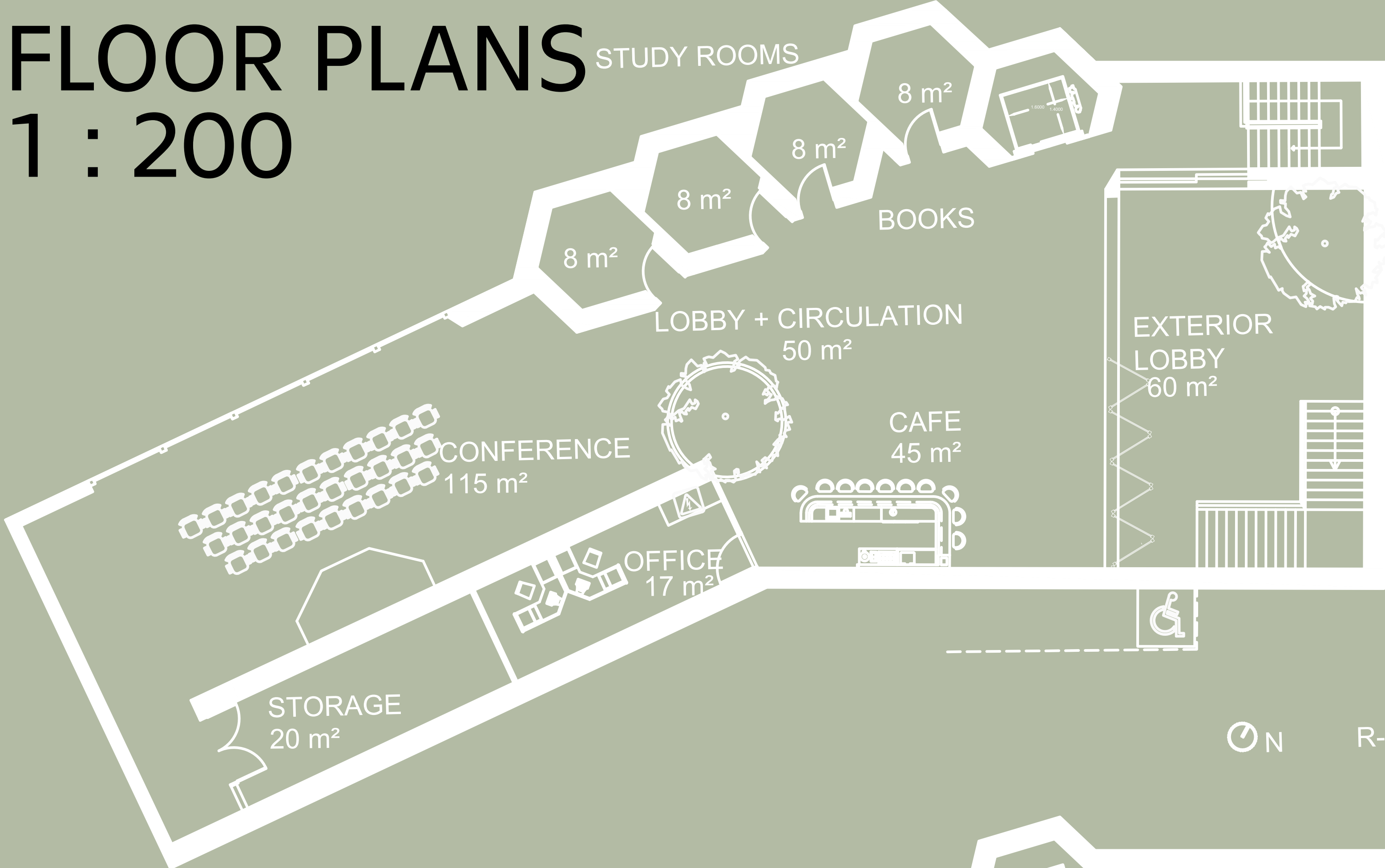
ŠKOLA: FSv ČVUT v Praze

PŘEDMĚT: K129 International design studio 2

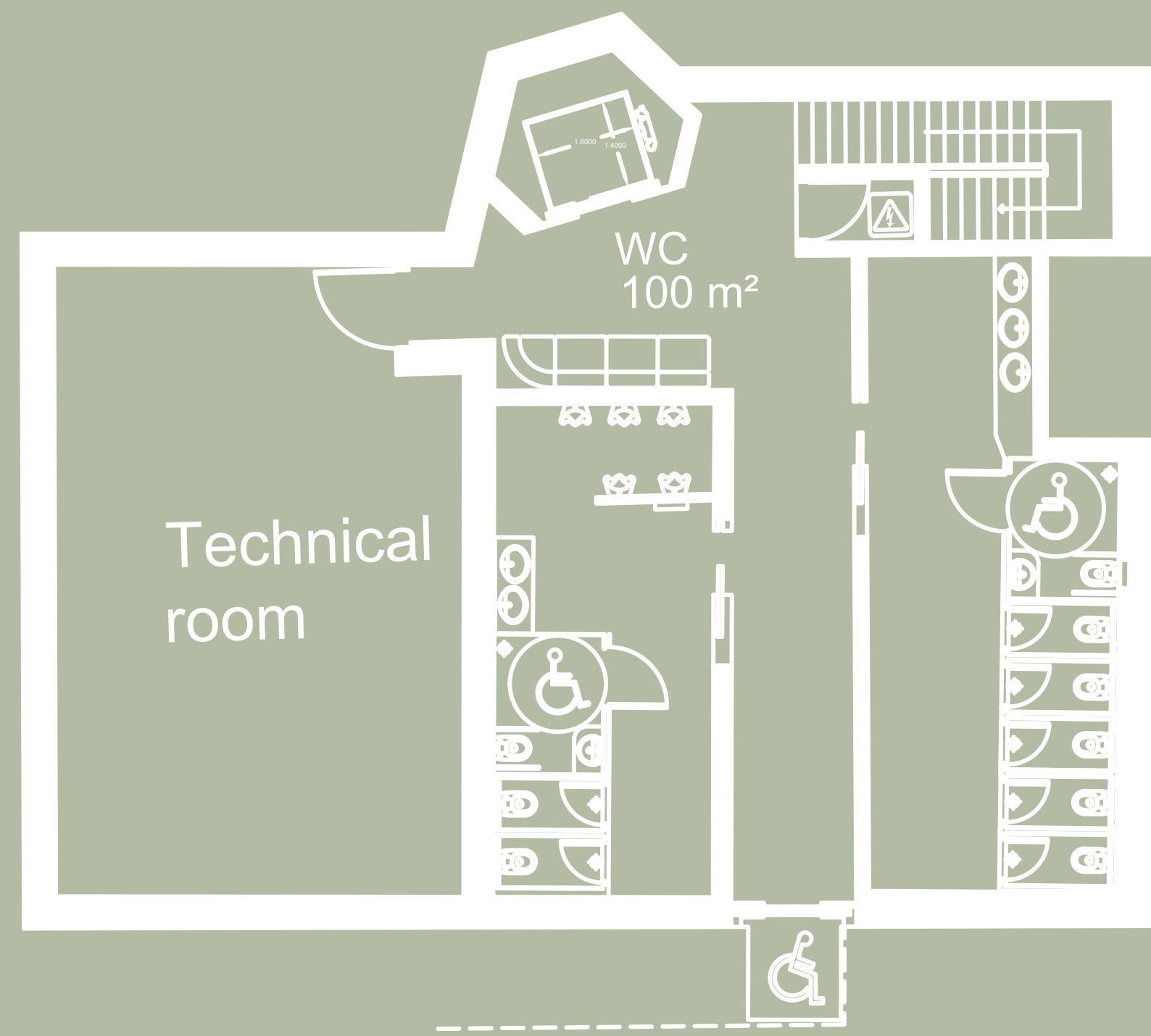
ROK: Letní semestr 2021/22




FLOOR PLANS 1 : 200



CONFERENCE CENTRE



GUARDIAN HOUSE



HOW DOES IT WORK

Everything works in a very simple way. The way of letting every room flow into the other letting people discover the place at their own rhythm.

